


(I) (a) Statement showing Shareholding Pattern


Name of the Company : JAYASWAL NECO INDUSTRIES LIMITED			
Scrip Code : BSE 522285 NSE – JAYNECOIND Name of the Scrip : <u>Jayaswal Neco Industries Limited</u> Class of Security : <u>Equity</u>			
Quarter ended : 31 st December, 2014			
Partly paid-up shares	No. of partly paid-up shares	As a % of total no. of partly paid-up shares	As a % of total no. of shares of the Company
Held by Promoters / Promoter Group	0	0	0
Held by Public	0	0	0
TOTAL	0	0	0
Outstanding Convertible Securities	No. of Outstanding Securities	As a % of Total no. of Outstanding Convertible Securities	As a % of total no. of shares of the Company assuming full conversion of the convertible securities
Held by Promoters / Promoter Group	0	0	0
Held by Public	0	0	0
TOTAL	0	0	0
Warrants	No. of Warrants	As a % of Total no. of Warrants	As a % of total no. of shares of the Company assuming full conversion of Warrants
Held by Promoters / Promoter Group	0	0	0
Held by Public	0	0	0
TOTAL	0	0	0
Total paid-up capital of the Company, assuming full conversion of warrants and convertible securities.	Rs. 6386330630 divided in 638633063 Equity shares of Rs. 10/- each.		



Category	Category of Shareholder	Number of Shareholders	Total Number of Shares	Number of shares held in Dematerialized form	Total shareholding as a percentage of total number of shares		Share pledged or otherwise encumbered	
					As a percentage of (A+B) (VI)	As a percentage of (A+B+C) (VII)	Number of Shares (VIII)	As a percentage (IX)=(VIII)/(IV)*100
(I)	(II)	(III)	(IV)	(V)	(VI)	(VII)	(VIII)	(IX)
(A)	Shareholding of Promoter and Promoter Group							
(1)	Indian							
(a)	Individuals/ Hindu Undivided Family	5	15158690	15158690	2.37	2.37	150000	0.99
(b)	Central Government/ State Government(s)	NIL	NIL	NIL	NIL	NIL		
(c)	Bodies Corporate	13	424144151	424144151	66.42	66.42	52707285	12.43
(d)	Financial Institutions / Banks	NIL	NIL	NIL	NIL	NIL		
(e)	Any other (specify)	NIL	NIL	NIL	NIL	NIL		
	Sub – Total (A)(1)	18	439302841	439302841	68.79	68.79	52857285	12.03
(2)	Foreign							
(a)	Individuals (Non- Resident Individuals /Foreign Individuals)	NIL	NIL	NIL	NIL	NIL		
(b)	Bodies Corporate	NIL	NIL	NIL	NIL	NIL		
(c)	Institutions	NIL	NIL	NIL	NIL	NIL		
(d)	Qualified Foreign Investor	NIL	NIL	NIL	NIL	NIL		
(e)	Any other (specify)	NIL	NIL	NIL	NIL	NIL		
	Sub – Total(A)(2)	NIL	NIL	NIL	NIL	NIL		
	Total Shareholding of Promoter and Promoter Group (A)=(A)(1) +(A)(2)	18	439302841	439302841	68.79	68.79	52857285	12.03




(B)	Public shareholding							NA	NA
(1)	Institutions								
(a)	Mutual Funds/ UTI	5	14306435	14301200	2.24	2.24			
(b)	Financial Institutions/ Banks	13	4086	920	0.00	0.00			
(c)	Central Government/ State Government(s)	0	0	0	0	0			
(d)	Venture Capital Funds	2	4062	4062	0.00	0.00			
(e)	Insurance Companies	0	0	0	0	0			
(f)	Foreign Institutional Investors	3	52745	52500	0.01	0.01			
(g)	Foreign Venture Capital Investors	0	0	0	0	0			
(h)	Qualified Foreign Investor	0		0	0	0			
(i)	Any Other (specify)	0		0	0	0			
	Sub - Total (B)(1)	23	14367328	14358682	02.25	02.25			
(2)	Non - Institutions							NA	NA
(a)	Bodies Corporate	618	125413862	124579663	19.64	19.64			
(b)	Individuals	40120	22827709	21082533	03.57	03.57			
	i) individual shareholders holding nominal share capital up to Rs.1 Lakh								
	ii) Individual shareholders holding nominal share capital in excess of Rs.1 Lakh.	602	35054897	35022201	05.49	05.49			
(c)	Qualified Foreign Investor	0	0	0	0	0			
(d)	Any other (specify)								
	NRI	174	588948	578189	0.09	0.09			
	Clearing Members	37	1077478	1077478	0.17	0.17			
	OCB	0	0	0	0	0			
	Sub-Total (B)(2)	41551	184962894	182340064	28.96	28.96			
	Total Public Share holding (B)= (B) (1)+(B)(2)	41574	199330222	196698746	31.21	31.21		NA	NA
	TOTAL (A)+(B)	41592	638633063	636001587	100.00	100.00	52857285		08.28
(C)	Shares held by Custodians and against which Depository Receipts have been issued	NIL	NIL	NIL	NIL	NIL	NA		NA
1	Promoter and Promoter Group	NIL	NIL	NIL	NIL	NIL	NA		NA
2	Public	NIL	NIL	NIL	NIL	NIL	NA		NA
	TOTAL (C)	NIL	NIL	NIL	NIL	NIL	NA		NA
	GRAND TOTAL (A)+(B)+ (C)	41592	638633063	636001587	100.00	100.00	52857285		08.28



(I)(b) Statement showing holding of securities (including shares, warrants, convertible securities) of persons belonging to the category "Promoter and Promoter Group"

Sr. No.	Name of the Shareholder	Details of Shares held		Encumbered Shares (*)			Details of Warrants		Details of convertible securities		Total shares (Including underlying shares assuming full conversion of warrants and convertible securities) as a % of diluted share capital
		No. of Shares held	As a % of grand total (A) + (B) + (C)	No.	As a percentage	As a % of grand total (A) + (B) + (C) of sub-clause (I)(a)	Number of Warrants held	As % total number of warrants of the same class	Number of convertible securities held	As a % total number of convertible securities of the same class	
(I)	(II)	(III)	(IV)	(V)	(VI)=(V)/(I+II)*100	(VII)	(VIII)	(IX)	(X)	(XI)	(XII)
1	Jayaswal Holdings Pvt. Ltd.	53098951	8.31	52707285	99.26	8.26	Nil	Nil	Nil	Nil	8.31
2	Jayaswal Neco Power Pvt. Ltd.	36354500	5.69				Nil	Nil	Nil	Nil	5.69
3	Jayaswal Neco Infrastructures Pvt. Ltd.	34385500	5.38				Nil	Nil	Nil	Nil	5.38
4	Jayaswal Neco Steel and Mining Ltd.	13250000	2.07				Nil	Nil	Nil	Nil	2.07
5	Basant Lall Shaw	10312850	1.62				Nil	Nil	Nil	Nil	1.62




6	Arbind Jayaswal	2397920	0.38	50000	2.08	0.0078	Nil	Nil	Nil	Nil	0.38
7	Ramesh Jayaswal	2397920	0.38	50000	2.08	0.0078	Nil	Nil	Nil	Nil	0.38
8	Nisha Jayaswal	25000	0.00	25000	100.00	0.0039	Nil	Nil	Nil	Nil	0.00
9	Rita Jayaswal	25000	0.00	25000	100.00	0.0039	Nil	Nil	Nil	Nil	0.00
10	Apex Spinning Mills Pvt. Ltd.	35299600	5.53				Nil	Nil	Nil	Nil	5.53
11	Avon Sales & Services Pvt. Ltd.	39095000	6.12				Nil	Nil	Nil	Nil	6.12
12	Anurag Sales & Services Pvt. Ltd.	38931000	6.10				Nil	Nil	Nil	Nil	6.10
13	Nine Star Plastic Packaging Services Pvt. Ltd.	44294600	6.94				Nil	Nil	Nil	Nil	6.94
14	Jayaswal Neco Metallies Pvt. Ltd.	40710500	6.37				Nil	Nil	Nil	Nil	6.37
15	Jayaswal Neco Energy Pvt. Ltd.	39732000	6.22				Nil	Nil	Nil	Nil	6.22
16	Karamveer Impex Pvt. Ltd.	47229000	7.40				Nil	Nil	Nil	Nil	7.40
17	Neco Valves and Pumps Pvt. Ltd.	864000	0.14				Nil	Nil	Nil	Nil	0.14
18	Neco Leasing and Finance Pvt. Ltd.	899500	0.14				Nil	Nil	Nil	Nil	0.14
	Total	439302841	68.79	52857285	12.03	8.28	Nil	Nil	Nil	Nil	68.79



(I)(c)(i) Statement showing holding of securities (including shares, warrants, convertible securities) of persons belonging to the category "Public" and holding more than 1% of the total number of shares.

Sr. No.	Name of the Shareholder	Number of Shares held	Shares as percentage total number of shares {i.e. Grand Total (A) +(B)+(C) indicated in Statement at para (i) (a) above}	Details of Warrants		Details of convertible securities		Total shares (Including underlying shares assuming full conversion of warrants and convertible securities) as a % of diluted share capital
				Number of Warrants held	As a % total number of warrants of the same class	Number of Convertible Securities held	% w.r.t. total number of convertible securities of the same class	
1	Efficient Structures Pvt. Ltd.	27862353	4.36	Nil	Nil	Nil	Nil	4.36
2	Reliance Capital Trustee Co. Ltd.	14300000	2.24	Nil	Nil	Nil	Nil	2.24
3	Rajvardhan Trade Zone Pvt. Ltd.	25512353	3.99	Nil	Nil	Nil	Nil	3.99
4	Costal Multitrading Pvt. Ltd.	25000353	3.91	Nil	Nil	Nil	Nil	3.91
5	Darshan Gems Pvt. Ltd.	16520000	2.59	Nil	Nil	Nil	Nil	2.59
6	Salmon Developers Pvt. Ltd.	16845000	2.64	Nil	Nil	Nil	Nil	2.64
	Total	126040059	19.73	Nil	Nil	Nil	Nil	19.73




(I)(c)(ii) Statement showing holding of securities (including shares, warrants, convertible securities) of persons (together with PAC) belonging to the category "Public" and holding more than 5% of the total number of shares.

Sr. No.	Name(s) of the Shareholder(s) and the Persons Acting in Concert (PAC) with them	Number of Shares held	Shares as a percentage of total number of shares {i.e. Grand Total (A) (B)+ (C) indicated in Statement at para (i) (a) above;}	Details of Warrants		Details of convertible securities		Total shares (Including underlying shares assuming full conversion of warrants and convertible securities) as a % of diluted share capital
				Number of Warrants held	As a % total number of warrants of the same class	Number of Convertible Securities held	% w.r.t. total number of convertible securities of the same class	
	Nil	Nil	Nil	Nil	Nil	Nil	Nil	Nil

(I)(d) Statement showing details of locked in shares

Sr. No.	Name of the Shareholder	Number of locked in shares	Locked in shares as a percentage of total number of shares {i.e. Grand Total (A)+(B)+(C) indicated in Statement at para (I)(a) above;}	Promoter / Promoter Group / Public
1	Anurag Sales and Services Pvt. Ltd.	38931000	6.10	Promoter Group
2	Apex Spinning Mills Pvt. Ltd.	35299600	5.53	Promoter Group
3	Avon Sales & Services Pvt. Ltd.	39095000	6.12	Promoter Group
4	Jayaswal Neco Energy Pvt. Ltd.	39732000	6.22	Promoter Group
5	Jayaswal Neco Infrastructures Pvt. Ltd.	34385500	5.38	Promoter Group
6	Jayaswal Neco Power Pvt. Ltd.	36354500	5.69	Promoter Group
7	Karamveer Impex Pvt. Ltd.	47229000	7.40	Promoter Group
8	Jayaswal Neco Metallic Pvt. Ltd.	40710500	6.37	Promoter Group
9	Nine Star Plastic Packaging Services Pvt. Ltd.	44294600	6.94	Promoter Group
10	Rajvardhan Trade Zone Pvt. Ltd.	25512353	3.99	Public



11	Efficient Structures Pvt. Ltd.	27862353	4.36	Public
12	Costal Multitrading Pvt. Ltd.	25000353	3.91	Public
13	Darshan Gems Pvt. Ltd.	16520000	2.59	Public
14	Salmon Developers Pvt. Ltd.	16845000	2.64	Public
	Total	467771759	73.25	

(II)(a) Statement showing details of Depository Receipts (DRs)

Sr. No.	Type of outstanding DR (ADRs, GDRs, SDRs, etc)	Number of outstanding DRs	Number of Shares underlying outstanding DRs	Shares underlying outstanding DRs as a percentage of total number of shares {i.e. Grand Total (A)+(B)+(C) indicated in Statement at para (1)(a) above}
1	NIL	NIL	NIL	NIL
2	NIL	NIL	NIL	NIL
	Total	NIL	NIL	NIL

(II)(b) Statement showing Holding of Depository Receipts (DRs) where underlying shares held by 'Promoter / Promoter Group' are in excess of 1% of the total number of shares.

Sr. No.	Name of the DR Holder	Type of outstanding DR (ADRs, GDRs, SDRs, etc.)	Number of Shares underlying outstanding DRs	Shares underlying outstanding DRs as a percentage of total number of shares {i.e. Grand Total (A)+(B)+(C) indicated in Statement at para (1)(a) above}
1	NIL	NIL	NIL	NIL
2	NIL	NIL	NIL	NIL
	Total	NIL	NIL	NIL

(III)(a) Statement showing the voting pattern of shareholders, if more than one class of shares / securities is issued by the issuer.

NIL

(The Company has not issued more than one class of shares / securities.)

For JAYASWAL NECO INDUSTRIES LIMITED



ASHUTOSH MISHRA
COMPANY SECRETARY
