

USAGE :

Recommended locations for placement of different grade and types/shapes of manhole covers and frames are as under.

Light duty Manhole Covers (LD-2.5) :

Suitable for use within residential and institutional complexes/areas with pedestrian but occasional light motor vehicle traffic. These covers are used for 'Inspection Chambers'.

Medium duty Manhole Covers (MD-10) :

Suitable for use in service lanes/roads, on pavements for use under medium-duty vehicular traffic including for car parking areas.

Heavy duty Manhole Covers (HD-20) :

Suitable for use in institutional/commercial areas/carrageways/city trunk roads/bus terminals, with heavy-duty vehicular traffic of wheel loads between 5 to 10 tonnes, like buses, trucks and parking areas and where the manhole chambers are located in-between the pavement and the middle of the road.

Extra Heavy duty Manhole Covers (EHD-35) :

Suitable for use on carrageways in commercial/industrial/port areas/near warehouses/godowns where frequent loading and unloading of trucks/trailers are common, with slow to fast moving vehicular traffic of the types having wheel loads up to 11.5 tonnes irrespective of the location of the manhole chambers.

GRADES AND TYPES :

Grades	Grade Designation	Load in Tonnes	Diameter of Block in (mm)
Light - Duty	LD	2.5	300
Medium - Duty	MD	10	300
Heavy - Duty	HD	20	300
Extra Heavy - Duty	EHD	35	300

PRODUCT CHARACTERISTICS :

Material	FG-150 Grade of IS-210/78
Tolerance (Dimensions)	Tol. in (mm)
O, O1	+5
C, C1	-5
F, F1	+5
Fd, fd	+2
(Weight)	-5%
Coatings	Surface coating is done by Bitumen/Tar base
Chemical Properties	C : 3.3% - 3.5% Si : 1.7% - 2% Mn : .4% - .5% P : .15% approx. S : .05% max.
Mechanical Properties	• Specific density - 7.15 kg/dm ³ • Tensile strength - 150 N/mm ² • Hardness (BHN) - 215 max. • Crushing Strength - 400 N/mm ²

Company reserves a right to change the design of the specified models according to the latest technological changes without any prior notice.



THE MASTER CASTER

JAYASWALS NECO LIMITED

CORPORATE OFFICE

F-8, MIDC, Industrial Area, Hingna Road, NAGPUR-440016 M.S. (INDIA)

Phone : (07104) 37276, 37471, 37461, 37462 Telex : 0717-7575 NACA IN
0715-7353 NECO IN Fax : (07104) 37583/36255

E-mail : contact@necoindia.com Website : www.necoindia.com

AHMEDABAD : (079) 2169070 AURANGABAD : (0240) 336855 BANGALORE : (080) 2216493
BARODA : (0265) 433679 BHILAI : (0788) 381858 CHANDIGARH : (0172) 549562
CHENNAI : (044) 4356121 COCHIN : (0484) 351581 COIMBATORE : (0422) 843134
DELHI : (011) 6959026 GOA : (0832) 734599, 225055 GURGAON : (0124) 6320581
HUBLI : (0838) 372008 HYDERABAD : (040) 4658000 INDORE : (0731) 533510
JAIPUR : (0141) 314896 KANPUR : (0512) 542138 KOLKATA : (033) 2375502
LUCKNOW : (0522) 22663 MUMBAI : (022) 2832361, 2823273 NAGPUR : (07104) 35002
PUNE : (020) 4260927 SURAT : (0261) 424456 VARANASI : (0542) 351239

ELORA/0450387

CAST IRON MANHOLE COVERS



ISI MARKED MANHOLE COVERS

IS 1726-91



JAYASWALS NECO LIMITED

F-8, MIDC, Industrial Area, Hingna Road, NAGPUR-16

Phone : (07104) 35002, 37276 Fax : (07104) 36255

Website : www.necoindia.com



NECO

CAST IRON MANHOLE COVERS

IS 1726-91



IMPORTANT FEATURES OF CAST IRON MANHOLE COVERS :


- ★ Rigid, Strong and Durable
- ★ Resistant to Wear & Tear
- ★ High Impact & Good Crushing Strength
- ★ High Grip, Antiskid Design
- ★ Easy to Handle
- ★ Strong Edges
- ★ Maintenance Free.



1

RECTANGULAR COVER WITH FRAME

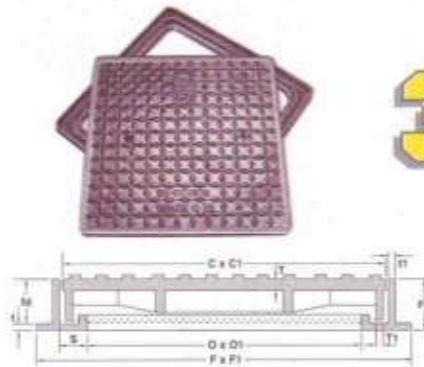
Size (mm)	Frame Dimensions								Cover Dimensions				Weight (Kg) approx.
	Clear Opening		Frame Outer		Depth		Thickness of Frame		Cover Outer		Thickness of Cover		
	O	O1	F	F1	Fd	fd	t	t1	C	C1	T	T1	
450x600 (LD)	450	600	650	800	45	35	10	10	540	690	10	5	75
450x600 (MD)	450	600	650	800	90	80	15	15	540	690	20	12	144
450x900 (HD)	450	900	670	1120	115	100	15	20	560	1010	30	15	250
600x900 (EHD)	600	900	850	1150	135	120	15	20	740	1040	30	15	375



2

CIRCULAR COVER WITH SQUARE FRAME

Size (mm)	Frame Dimensions								Cover Dimensions				Weight (Kg) approx.
	Clear Opening		Frame Outer		Depth		Thickness of Frame		Cover Outer		Thickness of Cover		
	O	O1	F	F1	Fd	fd	t	t1	C	C1	T	T1	
350 dia. (LD)	350	-	530	530	55	45	10	10	420	-	10	5	45
370 dia. (LD)	370	-	550	550	55	45	10	10	540	-	10	5	50
450 dia. (MD)	450	-	620	620	70	60	10	10	520	-	10	5	70
480 dia. (MD)	480	-	650	650	80	70	10	10	550	-	10	5	75
500 dia. (MD)	500	-	750	750	90	80	15	15	590	-	20	12	128
500 dia. (HD)	500	-	750	750	115	100	15	15	588	-	25	15	160
560 dia. (HD)	560	-	820	820	125	110	15	15	668	-	25	15	208
600 dia. (HD)	600	-	900	900	125	110	15	15	735	-	30	15	250
560 dia. (EHD)	560	-	830	830	145	130	15	20	668	-	30	15	250
600 dia. (EHD)	600	-	900	900	155	140	15	20	735	-	30	15	290



3

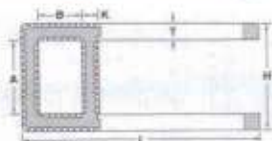
SQUARE COVER WITH FRAME

Size (mm)	Frame Dimensions								Cover Dimensions				Weight (Kg) approx.
	Clear Opening		Frame Outer		Depth		Thickness of Frame		Cover Outer		Thickness of Cover		
	O	O1	F	F1	Fd	fd	t	t1	C	C1	T	T1	
400x400 (LD)	400	400	600	600	40	30	10	10	490	490	10	5	50
450x450 (LD)	450	450	650	650	40	30	10	10	540	540	10	5	60
560x560 (HD)	560	560	800	800	125	110	15	15	648	648	25	15	225
560x560 (EHD)	560	560	830	830	145	130	15	20	668	668	30	15	260



4

FOOTSTEP **



Size (mm)	Dimensions						Weight (Kg) approx.
	A	B	L	H	T	K	
75x100	100	75	375	150	25	25	4.5
75x115	115	75	385	165	25	25	5.3

* Pictures and Drawings shown are just an indication.

** C, I, Footstep as per IS 5455-69.