



Disclosure of shareholding pattern

Name of the Company : Jayaswal Neco Industries Limited				
Scrip Code, class of security : 522285, Equity shares				
Quarter ended : 30-9-2015				
Disclosure of notes on shareholding pattern				Notes
Partly paid-up shares				
ID	Description partly paid-up shares	Number of partly paid-up shares	As a percentage of total number of partly paid-up shares	As a percentage of total number of shares of the company
Shares held by promoter or promoter group				
Total Shares held by promoter or promoter group				
Shares held by public				
Total Shares held by public				
Total				
Outstanding convertible securities				
ID	Description of outstanding convertible securities	Number of outstanding securities	As a percentage of total number of outstanding convertible securities	As a percentage of total number of shares of the company, assuming full conversion of the convertible securities
Shares held by promoter or promoter group				
Total shares held by promoter or promoter group				
Shares held by public				
Total Shares held by public				
Total				
Warrants				
ID	Description of warrants	Number of warrants	As a percentage of total number of warrants	As a percentage of total number of shares of the company, assuming full conversion of warrants
Shares held by promoter or promoter group				
Total Shares held by promoter or promoter group				
Shares held by public				
Total Shares held by public				
Total				
Total paid-up capital of the company assuming full conversion of warrants and convertible securities		638633063		



Disclosure of fully paid-up shares

Name of the Company : Jayaswal Neco Industries Limited								
Scrip Code, class of security : 522285, Equity shares								
Quarter ended : 30-9-2015								
Disclosure of notes on fully paid-up shares								Notes
Category code					Total Shareholding as a percentage of total number of shares		Shares pledged or otherwise encumbered	
		Number of shareholders	Total number of shares	Number of shares held in dematerialised form	As a percentage of (A+B)	As a percentage of (A+B+C)	Number of shares	As a percentage
(I)	(II)	(III)	(IV)	(V)	(VI)	(VII)	(VIII)	(IX)= (VIII)/(IV)*100
(A) Shareholding of Promoter and Promoter Group								
(1) Indian								
(a)	Individuals or Hindu undivided family	5	15158690	15158690	2.37	2.37	150000	0.99
(b)	Central government or State government(s)							
(c)	Bodies corporate	13	424144151	424144151	66.41	66.41	52707285	12.43
(d)	Financial institutions or banks							
(e)	Any other (specify)	Description of Shareholder						
		Total Others						
		Sub Total (A) (1)	18	439302841	439302841	68.79	68.79	52857285 12.03
(2) Foreign								
(a)	Non-resident individuals or foreign individuals							
(b)	Bodies corporate							
(c)	Institutions							
(d)	Qualified foreign investor							
(e)	Any other (specify)	Description of Shareholder						
		Total Others						
		Sub-Total (A) (2)						
		Total Shareholding of Promoter and Promoter Group (A) = (A) (1)+(A)(2)	18	439302841	439302841	68.79	68.79	52857285 12.03
(B) Public Shareholding								
(1) Institutions								
(a)	Mutual funds or UTI	5	14306435	14301200	2.24	2.24		
(b)	Financial institutions or banks	13	4086	920	0	0		
(c)	Central government or State government(s)							
(d)	Venture capital funds	2	4062	4062	0	0		
(e)	Insurance companies							
(f)	Foreign institutional investors	3	52745	52500	0.01	0.01		
(g)	Foreign venture capital investors							
(h)	Qualified foreign investor							




(k)	Any other (specify)	Description of Shareholder							
Total Others									
Sub Total (B) (1)			23	14367328	14358682	2.25	2.25		
(2)	Non-Institutions								
(a)	Bodies corporate		540	124226974	123392775	19.45	19.45		
(b)	Individuals								
i	Individual shareholders holding nominal share capital up to Rs one lakh		39382	23159957	21433692	3.63	3.63		
ii	Individual shareholders holding nominal share capital in excess of Rs one lakh		607	35898743	35866047	5.62	5.62		
(c)	Qualified foreign investor								
(d)	Any other (specify)	Description of Shareholder							
1	Non-Institutions Shareholders 1	Clearing Members	41	1045949	1045949	0.16	0.16		
2	Non-Institutions Shareholders 2	Overseas corporate bodies	1	1000	1000	0	0		
3	Non-Institutions Shareholders 3	NRI	173	630271	619512	0.1	0.1		
Total Others			215	1677220	1666461	0.26	0.26		
Sub-total (B) (2)			40744	184962894	182358975	28.96	28.96		
Total Public Shareholding (B) = (B)(1)+(B)(2)			40767	199330222	196717657	31.21	31.21		
TOTAL (A)+(B)			40785	638633063	636020498	100	100	52857285	8.28
(C)	Shares held by custodians and against which depository receipts have been issued								
(1)	Promoter and promoter group								
(2)	Public								
Total Shares held by Custodians (C)									
GRAND TOTAL (A)+(B)+(C)			40785	638633063	636020498		100	52857285	8.28




(I) (b) Statement showing holding of securities (including shares, warrants, convertible securities) of persons belonging to the category Promoter and Promoter Group

Name of the Company : Jayaswal Neco Industries Limited												
Scrip Code, class of security : 522285, Equity shares												
Quarter ended : 30-9-2015												
Disclosure of notes on securities belonging to the category "Promoter and Promoter Group"												Notes
Sr. No.	Name of the shareholder	PAN of Promoter	Number of the shares held	As a percentage of grand total (A) + (B) + (C)	Encumbered - number of shares	As a percentage	As a percentage of grand total (A) + (B) + (C) of clause (I)(a)	Number of warrants held	Warrants held as a percentage of total numbers of warrants of the same class	Number of convertible securities held	Convertible securities as percentage of total numbers of convertible securities of same class	Total shares (including underlying shares assuming full conversion of warrants and convertible securities) as a percentage of diluted share capital
(I)	(II)	(II) (a)	(III)	(IV)	(V)	(VI)= (V)/(III)*100	(I)(a) (VII)	(VIII)	(IX)	(X)	(XI)	(XII)
1	Jayaswal Holdings Pvt. Ltd	AAACJ3175E	53098951	8.31	52707285	99.26	8.25					8.31
2	Jayaswal Neco Steel and Mining Ltd.	AAACS9099L	13250000	2.07								2.07
3	Basant Lall Shaw	AHFPS7383E	10312850	1.61								1.61
4	Arbind Jayaswal	ABVPJ9069N	2397920	0.38	50000	2.09	0.01					0.38
5	Ramesh Jayaswal	ABVPJ9072B	2397920	0.38	50000	2.09	0.01					0.38
6	Nisha Jayaswal	ABVPJ9066D	25000	0	25000	100	0					0
7	Rita Jayaswal	ABVPJ9064B	25000	0	25000	100	0					0
8	Apex Spinning Mills Pvt. Ltd.	AAECA3655Q	35299600	5.53								5.53
9	Avon Sales & Services Pvt.Ltd.	AAECA4876B	39095000	6.12								6.12
10	Anurag Sales & Services Pvt. Ltd.	AABCA6655M	38931000	6.1								6.1
11	Nine Star Plastic & Packaging Services Pvt. Ltd.	AAACN6861D	44294600	6.94								6.94
12	Jayaswal Neco Metalics Pvt. Ltd	AABCN1621Q	40710500	6.37								6.37
13	Jayaswal Neco Energy Pvt. Ltd	AAGCS8396C	39732000	6.22								6.22
14	Karamveer impex Pvt. Ltd	AABCK4628A	47229000	7.4								7.4
15	Neco Valves and Pumps	AAACN4278N	864000	0.14								0.14




	Pvt. Ltd.											
16	Neco Leasing and Finance Pvt. Ltd.	AAACN4277D	899500	0.14								0.14
17	Jayaswal Neco Power Pvt. Ltd.	AAHCS3092G	36354500	5.69								5.69
18	Jayaswal Neco Infrastructures Pvt. Ltd	AABCJ0101B	34385500	5.38								5.38
Total			439302841	68.79	52857285	12.03	8.28					68.79




(I) (c) (i) Statement showing holding of securities (including shares, warrants, convertible securities) of persons belonging to the category Public and holding more than 1% of the total number of shares

Name of the Company : Jayaswal Neco Industries Limited									
Scrip Code, class of security : 522285, Equity shares									
Quarter ended : 30-9-2015									
Disclosure of notes on holding of securities of persons belonging to the category "Public" and holding more than one percentage of the total number of shares									Notes
Sr. No.	Name of the share holder	PAN of Share holder	Number of the shares held	Shares as percentage of total number of shares {i.e, Grand Total (A) + (B) + (C) indicated in statement at para (I) (a) above}	Number of warrants held	Warrants held as a percentage of total numbers of warrants of the same class	Number of convertible securities held	Convertible securities as percentage of total numbers of convertible securities of same class	Total shares (including underlying shares assuming full conversion of warrants and convertible securities) as a percentage of diluted share capital
(I)	(II)	(II) (a)	(III)	(IV)	(V)	(VI)	(I)(a) (VII)	(VIII)	(IX)
1	Efficient Structures Pvt. Ltd.	AACCE7404K	27862353	4.36					4.36
2	Reliance Capital Trustee Co. Ltd.	AAATR0090B	14300000	2.24					2.24
3	Rajvardhan Tradezone Pvt. Ltd.	AAFRCR4708J	25512353	3.99					3.99
4	Coastal Multitrading Pvt. Ltd.	AAECC5403C	25000353	3.91					3.91
5	Darshan Gems Pvt. Ltd.	AADCD5524A	16520000	2.59					2.59
6	Salmon Developers Pvt. Ltd.	AAQCS3569M	16845000	2.64					2.64
Total			126040059	19.74					19.74



(I) (d) Statement showing details of locked-in shares

Name of the Company : Jayaswal Neco Industries Limited					
Scrip Code, class of security : 522285, Equity shares					
Quarter ended : 30-9-2015					
Disclosure of notes on locked-in shares					Notes
Sr. No.	Name of the Shareholder	PAN of Shareholder	Number of locked-in shares	Locked-in-shares as a percentage of total number of shares held by {i.e., Grand Total (A) + (B) + (C) indicated in Statement at para (I)(a) above}	Promoter / Promoter Group / Public
(I)	(II)	(II)(a)	(III)	(IV)	(V)
1	Anurag Sales and Services Pvt. Ltd.	AABCA6655M	19840000	3.11	Promoter Group
2	Apex Spinning Mills Pvt. Ltd.	AADCA2785L	19240000	3.01	Promoter Group
3	Avon Sales and Services Pvt. Ltd.	AAECA4876B	19030000	2.98	Promoter Group
4	Jayaswal Neco Energy Pvt. Ltd.	AAGCS8396C	19420000	3.04	Promoter Group
5	Jayaswal Neco Infrastructures Pvt. Ltd.	AABCJ0101B	18885000	2.96	Promoter Group
6	Jayaswal Neco Metalics Pvt. Ltd.	AABCN1621Q	19420000	3.04	Promoter Group
7	Jayaswal Neco Power Pvt. Ltd.	AAHCS3092G	16132000	2.53	Promoter Group
8	Karamveer Impex Pvt. Ltd.	AABCK4628A	18410000	2.88	Promoter Group
9	Nine Star Plastic Packaging Services Pvt. Ltd.	AAACN6861D	18570000	2.91	Promoter Group
10	Coastal Multitrading Pvt. Ltd.	AAECC5403C	2200000	0.34	Public
11	Darshan Gems Pvt. Ltd.	AADCD5524A	2600000	0.41	Public
12	Efficient Structures Pvt. Ltd.	AACCE7404K	2600000	0.41	Public
13	Rajvardhan Trade Zone Pvt. Ltd.	AAFCR4708J	2400000	0.38	Public
14	Salmon Developers Pvt. Ltd.	AAQCS3569M	2800000	0.44	Public
Total			181547000	28.43	



(II)(a) Statement showing details of Depository Receipts (DRs)

Sr. No.	Type of outstanding DR (ADRs, GDRs, SDRs, etc)	Number of outstanding DRs	Number of Shares underlying outstanding DRs	Shares underlying outstanding DRs as a percentage of total number of shares {i.e. Grand Total (A)+(B)+(C) indicated in Statement at para (1)(a) above}
1	NIL	NIL	NIL	NIL
2	NIL	NIL	NIL	NIL
	Total	NIL	NIL	NIL

(II)(b) Statement showing Holding of Depository Receipts (DRs) where underlying shares held by 'Promoter / Promoter Group' are in excess of 1% of the total number of shares.


Sr. No.	Name of the DR Holder	Type of outstanding DR (ADRs, GDRs, SDRs, etc.)	Number of Shares underlying outstanding DRs	Shares underlying outstanding DRs as a percentage of total number of shares {i.e. Grand Total (A)+(B)+(C) indicated in Statement at para (1)(a) above}
1	NIL	NIL	NIL	NIL
2	NIL	NIL	NIL	NIL
	Total	NIL	NIL	NIL

(III)(a) Statement showing the voting pattern of shareholders, if more than one class of shares / securities is issued by the issuer.

NIL

(The Company has not issued more than one class of shares / securities.)

For JAYASWAL NECO INDUSTRIES LIMITED


ASHUTOSH MISHRA
COMPANY SECRETARY
Membership No. A23011

